

John Guilday Cave Preserve Bat Counts 2024

By: Earl Sutor (NSS Preserve Manager)

On Saturday February 10th, 2024 the annual bat counts took place for Hamilton & New Trout Caves on the John Guilday Cave / Nature Preserve of the N.S.S. in Pendleton County, West Virginia. Trout is counted every other year on odd years.

Weather: It was an unusually warm day for mid-winter bat counts. It reached a high of 63 Fahrenheit and a low of 45 overnight. The previous two days it reached to over 60 each day. There was light mist/rain in the AM, but became partly cloudy during the day.

Hamilton Cave was counted by Anna Reachmack (WVDNR), Earl Sutor, Cheryl Sutor, Ashby Haines, Tiffany Folk, Meredith Hall Weberg, Melissa Smith, and Roy Voile.

New Trout Cave was counted by Dave West, Karen Wilmes, Barbara Douglas, Tim Boone, Vanessa Pinter, Caleb Franzoy, and Amanda Hamilton.

A BIG thank you to all those who helped count the bats this year!!

(Complete historical data for all three Preserve caves is available at <https://dcg.caves.org/bat-counts/>)

NEW TROUT CAVE – 2024

Area	Tri color	Big Brown	Small Footed	Little Brown	Va. Big Ear	Indiana	Northern Long Ear	Total
Entrance Passage	3	6	4					13
First Room		3						4*
1st to 2nd Room	1		1					2
Second Room								1
Bone Site	1							1
Big Room	3	1	2	9		5**		20
TOTAL	8	10	7	9	0	5	0	41

* Flying bats of unknown species were seen in the First Room and Second Room.

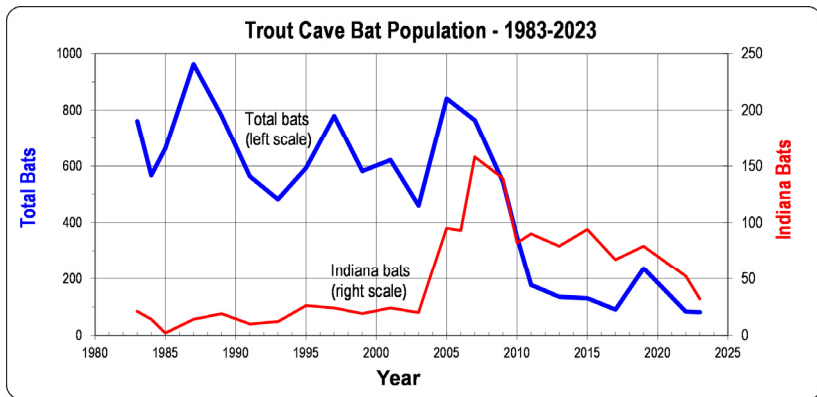
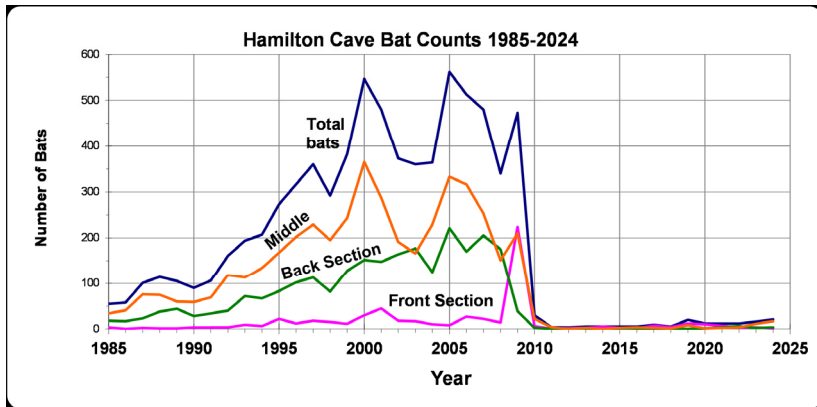
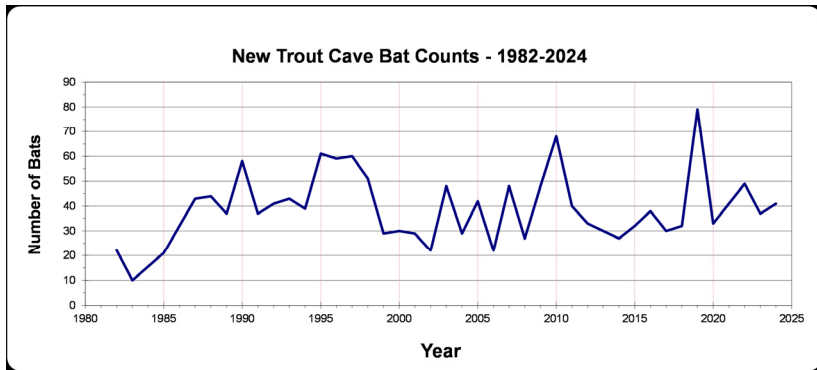
** Four of the 5 Indiana bats in the Big Room were banded.

HAMILTON CAVE – 2024

Area	Tri color	Little Brown	Small Footed	Va. Big Ear	Northern Long Ear	Total
Entrance to U-survey	1					1
U-Survey						0
Big Slab Room	2					2
Mud Ball Room	2					2
Big Slab Room to C-12	6	1				7
C12 to Roselyn Escalator	2				1*	4*
Below Roselyn Escalator	2					2
Ros. Esc. to Pre-Old Rm						0
Pre-Old Room	2					2
Old Room	1					1
TOTAL	18	1	0	0	1	21

* One *Myotis sodalis* bat was seen between C12 and the Roselyn Escalator and the identification of the Northern Long Ear in the same area is tentative.

2024 Trout Rock Bat Counts – February 10, 2024



TOTAL COUNTS BY YEAR

Year	Trout		New Trout	Hamilton
	Indiana	Total	Total	Total
1982	1(?)	1(?)	22	no count
1983	21	763	10	no count
1984	14	567	no count	32
1985	2	663	21	55
1986	no count		32	58
1987	14	962	43	101
1988	no count		44	114
1989	19	779	37	105
1990	no count		56	90
1991	10	564	37	106
1992	no count		41	161
1993	12	482	43	190
1994	no count		39	207
1995	26	593	61	273
1996	no count		58	316
1997	24	779	60	360
1998	no count		51	292
1999	19	584	29	381
2000	no count		30	547
2001	24	621	29	480
2002	no count		22	373
2003	25	465	48	361
2004	no count		29	364
2005	95	841	42	562
2006	93	—	22	513
2007	158	764	48	480
2008	no count		27	340
2009	139	543	48	473
2010	82	—	68	30
2011	90	177	40	3
2012	no count		33	3
2013	79	135	30	5
2014	no count		28	5
2015	94	130	37	5
2016	no count		38	5
2017	67	90	30	9
2018	no count		33	5
2019	79	236	79	20
2020	no count		33	12
2021	no counts were done in 2021			
2022	83		49	12
2023	81		37	16
2024	no count		41	21

Note: a partial count was done in Trout in 2006 and 2010. Only the Indiana bat population was counted.